

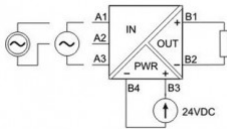
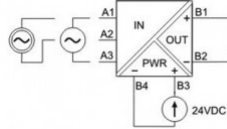




AC voltage or current

TYPE	LXL-X1X	LXL-X1U
Photo		
Schematic		
INPUT		
AC current	0...1 A, 0...5 A	
AC voltage	0...120 V, 0...250 V, 0...400 V, 0...450 V, 0...500 V	
Frequency span	35 Hz... 200 Hz	
OUTPUT		
Current output	0...20 mA, 4...20 mA	
Voltage output	0...10 V	
POWER SUPPLY		
Supply voltage range	24 VDC (20...30 VDC)	
Power supply current	≤50 mA	
OTHER		
True RMS	<input checked="" type="checkbox"/>	<input checked="" type="checkbox"/>
Basic accuracy	≤0,5 %	
Galvanic isolation	input / output / power supply	
Galvanic isolation (test)	3500 VAC	
Working temperature	0...70°C	
Protection (housing / terminals)	IP20 / IP20	
Mounting	DIN rail	
CONFIG		
Config	according to the order	DIP switch
OPTIONS		
One / two-channel	<input checked="" type="checkbox"/> / --	<input checked="" type="checkbox"/> / --
Other input / output ranges (on request)	<input checked="" type="checkbox"/> / <input checked="" type="checkbox"/>	<input checked="" type="checkbox"/> / <input checked="" type="checkbox"/>
DOCUMENTS		
Data sheet	 Download	 Download